








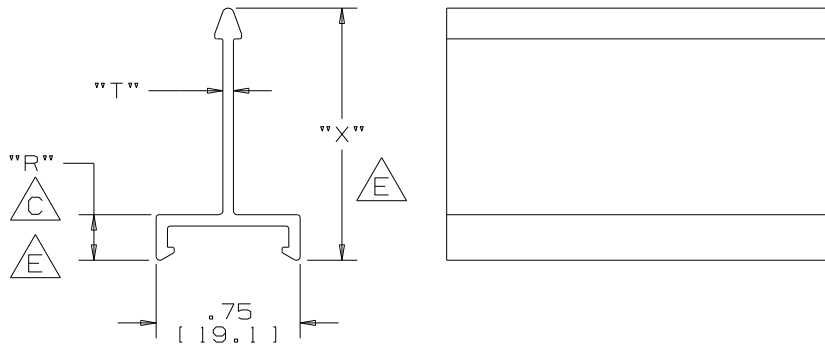


THIS COPY IS PROVIDED ON A RESTRICTED BASIS AND IS NOT TO BE USED IN ANY WAY DETRIMENTAL TO THE INTERESTS OF PANDUIT CORP.

PANDUIT PART NUMBER	 "X" 	 "X" TOL.	 "T" 	 "T" TOL.	 "R" 	 "R" TOL.	LENGTH	WEIGHT
D2H6	1.79 (45.3)	±.03 (.8)	.07 (1.7)	±.012 (.3)	.24 (6.0)	±.03 (.8)	72.00 in	.096 LB/FT (.143 Kg/M)
D3H6	2.74 (69.7)	±.05 (1.3)	.09 (2.2)	±.016 (.4)	.26 (6.5)	±.03 (.8)	±.13 in	.165 LB/FT (.245 Kg/M)
D4H6	3.53 (89.8)	±.06 (1.5)	.11 (2.8)	±.020 (.5)	.26 (6.5)	±.03 (.8)	(1829mm ±3.3mm)	.285 LB/FT (.426 Kg/M)

NOTES:

1. SEE CURRENT CATALOG FOR ADDITIONAL PART SUFFIXES TO INDICATE COLOR AND OR PACKAGE QUANTITY.
2. THIS PART IS INTENDED TO BE USED WITH MOUNTING BASE DB-C IN ORDER TO SUCCEED AS A DIVIDER WALL APPLICATION.
3. DIMENSIONS IN PARENTHESIS ARE IN METRIC.



CAD FILENAME/LAYERS D34301_DC_DH6_F_DIV_03A.prt

										PANDUIT CORP. TINLEY PARK, ILLINOIS		
										SOLID DIVIDER WALL FOR WIRING DUCT & FIBER DUCT (D2H6, D3H6, D4H6) CUSTOMER DRAWING		
4	5/24/10	LEF	MKBE	F. REMOVED PARTS D1H6 & D1.5H6	34301-05	MKBE	MKBE			UNLESS OTHERWISE SPECIFIED, DIMENSIONAL TOLERANCES ARE: (.X) ± (.XXX) ± (.XX) ±.06 (1.5) ANGLES ±	UNLESS OTHERWISE SPECIFIED, ALL DIMENSIONS ARE GIVEN IN INCHES, THIRD ANGLE PROJECTION.	
3	4/14/04	JCST	JKG	E. MODIFIED DIM. "X" & "R" IN VIEW AND CHART D. MODIFIED TITLE	34301-05	HIW	HIW					
2	3-11-94	DW	CEF	C. REV'D DIM "T" AND ADDED DIM "R".	34301-05	CEF	CEF					
1	1-28-94	DW	CEF	B. REVISED DIMENSIONS. A. ADDED TOLERANCES.	34301-05	CEF				DRAWN BY DW	SCALE NONE	
R	5-5-93	DW	KRKE	RELEASED TO PRODUCTION	34301-05	CEF				DATE 5-5-93		DRAWING NO. 34301-05
REV	DATE	BY	CHK	DESCRIPTION	ECN - R	CUST	SUP			CHK'D KRKE		